

Submittal Data Sheet

COR MVI - Pressure Boosting Systems

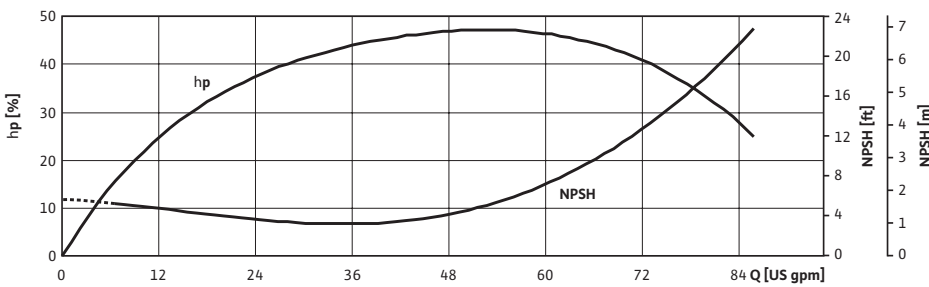
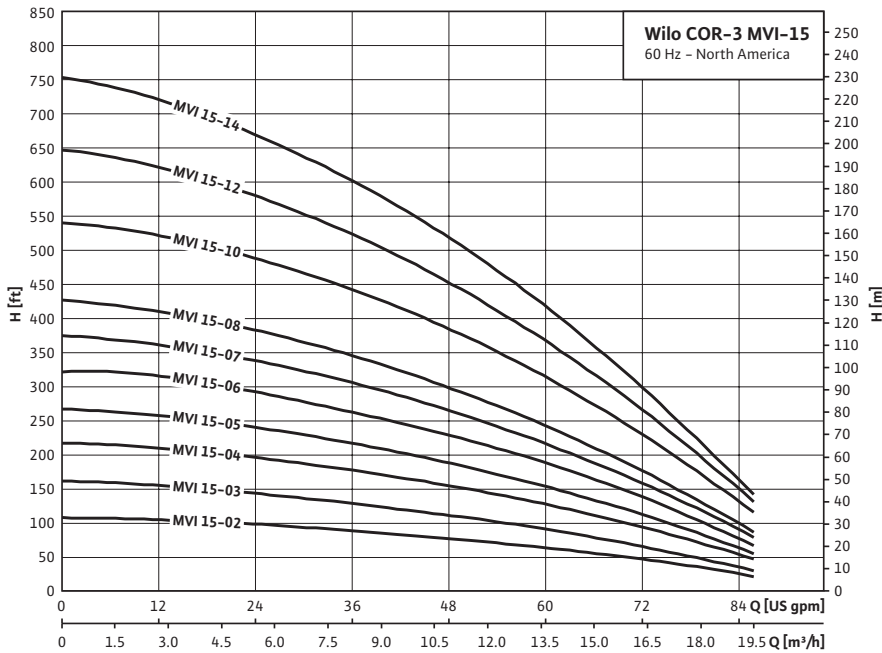


Wilco COR-3 MVI-15



Project:	
Engineer:	
Contractor:	
Submitted By:	Date:
Approved By:	Date:

Tag #	Model #	Flow	Set PSI	Min. Inlet PSI	HP/Pump	Phase	Voltage	RPM
						3		3450



Technical Data - System	
Liquid Temp Range	30°F to 200°F (-1°C to 120°C)
Power Supply	3- 208-230/460/575
Ambient Temperature Limits	Maximum 104°F
Header Connection	2" NPT
Max Inlet Pressure	145 PSI
Max System Pressure	250 PSI
Motor Options	TEFC Standard

Technical Data - Panel	
Enclosure	NEMA 12
User Interface	3 color touch screen
Frequency Converter (VFD)	FC 202
CPU	24v
Pressure Transducer	4-20 mA Stainless Steel 1/4" NPT

Materials of Construction	
Pump Volute	Stainless steel AISI 304 (1.4301)
Impeller	Stainless steel AISI 304 (1.4301)
Shaft	Stainless steel AISI 304 (1.4301)
Header	Stainless steel AISI 316 (1.4404)
Elastomers	EPDM
Mechanical Seal	Carbon/Tungsten Carbide, SiC/Carbon
Bearing	Tungsten Carbide/Ceramic
System Base	Steel
Vibration Isolators	Neoprene, height adjustable

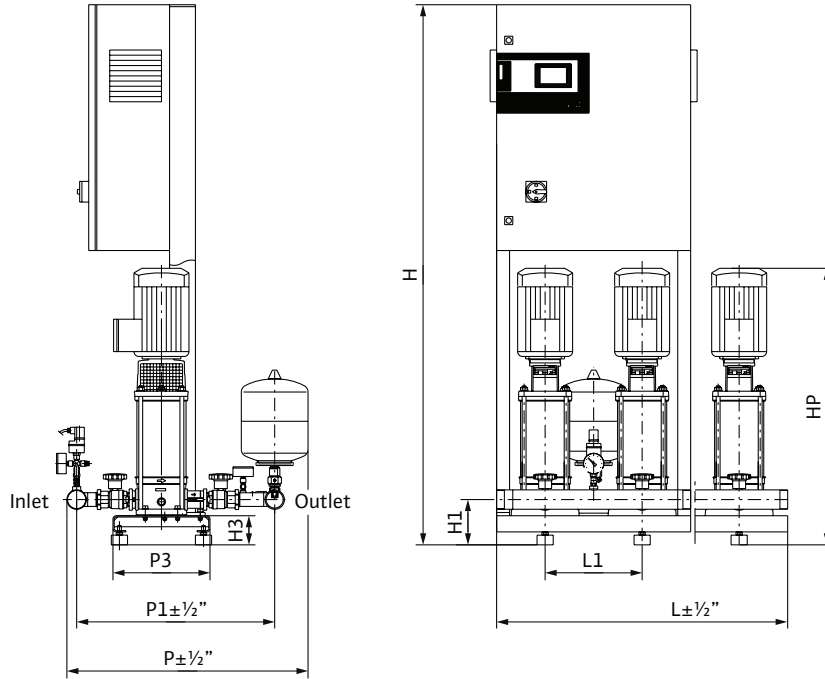
Approval Stamp

Submittal Data Sheet

COR MVI - Pressure Boosting Systems



Wilco COR-3 MVI-15



Dimensions and Weights

Model	Dimensions-inches (mm)									Weight lbs (kg)
	H	H ₁	H ₃	H _p	L	L ₁	P	P ₁	P ₃	
COR-3 MVI-15-02	70 (1778)	6½ (165)	3¾/16 (90)	31 (787)	35¾/8 (899)	11¾ (298)	32 (813)	26 (660)	11¾ (298)	230 (104)
COR-3 MVI-15-03	70 (1778)	6½ (165)	3¾/16 (90)	32 (813)	35¾/8 (899)	11¾ (298)	32 (813)	26 (660)	11¾ (298)	235 (107)
COR-3 MVI-15-04	70 (1778)	6½ (165)	3¾/16 (90)	33 (838)	35¾/8 (899)	11¾ (298)	32 (813)	26 (660)	11¾ (298)	240 (109)
COR-3 MVI-15-05	70 (1778)	6½ (165)	3¾/16 (90)	34 (864)	35¾/8 (899)	11¾ (298)	32 (813)	26 (660)	11¾ (298)	245 (111)
COR-3 MVI-15-06	70 (1778)	6½ (165)	3¾/16 (90)	36 (914)	35¾/8 (899)	11¾ (298)	32 (813)	26 (660)	11¾ (298)	250 (113)
COR-3 MVI-15-07	70 (1778)	6½ (165)	3¾/16 (90)	37 (940)	35¾/8 (899)	11¾ (298)	32 (813)	26 (660)	11¾ (298)	255 (116)
COR-3 MVI-15-08	70 (1778)	6½ (165)	3¾/16 (90)	38 (965)	35¾/8 (899)	11¾ (298)	32 (813)	26 (660)	11¾ (298)	266 (121)
COR-3 MVI-15-10	70 (1778)	6½ (165)	3¾/16 (90)	43 (1092)	35¾/8 (899)	11¾ (298)	32 (813)	26 (660)	11¾ (298)	275 (125)
COR-3 MVI-15-12	70 (1778)	6½ (165)	3¾/16 (90)	45 (1143)	35¾/8 (899)	11¾ (298)	32 (813)	26 (660)	11¾ (298)	290 (132)
COR-3 MVI-15-14	70 (1778)	6½ (165)	3¾/16 (90)	47 (1194)	35¾/8 (899)	11¾ (298)	32 (813)	26 (660)	11¾ (298)	310 (141)

TEFC Motor Data

P2	Phase	Voltage	FLA (per pump)
[HP]	[~]	[V]	[A]
1	3	208/230/460/575	4.1-3.6/1.8/1.4
1	3	208/230/460/575	4.1-3.6/1.8/1.4
1½	3	208/230/460/575	4.9-4.6/2.3/1.8
2	3	208/230/460/575	6.2-5.8/2.9/2.2
2	3	208/230/460/575	6.2-5.8/2.9/2.2
3	3	208/230/460/575	8.1-7.6/3.8/3
3	3	208/230/460/575	8.1-7.6/3.8/3
5	3	208/230/460/575	13.2-12/6/4.8
5	3	208/230/460/575	13.2-12/6/4.8
5	3	208/230/460/575	13.2-12/6/4.8

WILO USA LLC
 Tel: (888) 945-6872 Web: www.wilo-usa.com
 Fax: (888) 945-6873 Email: info@wilo-usa.com

WILO Canada Inc.
 Tel: (866) 945-6236 Web: www.wilo-canada.com
 Fax: (403) 277-9456 Email: info@wilo-canada.com

WILO Mexico
 Tel: +52 55 5586 3209 Web: www.wilo-mexico.com.mx
 Fax: +52 1 55 5413 4165 Email: info@wilo.com.mx