

# Submittal Data Sheet

## COR MVI - Pressure Boosting Systems

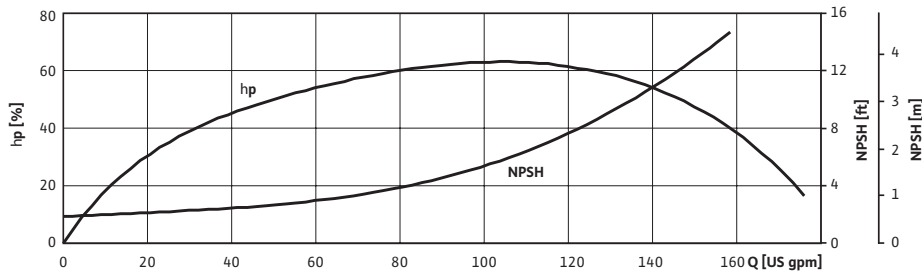
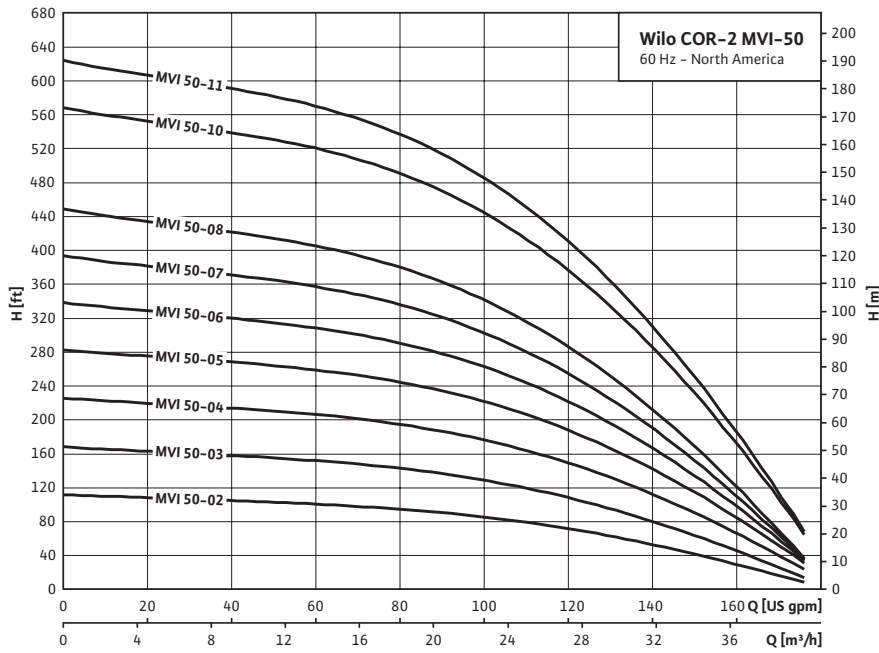


### Wilco COR-2 MVI-50



Project:	
Engineer:	
Contractor:	
Submitted By:	Date:
Approved By:	Date:

Tag #	Model #	Flow	Set PSI	Min. Inlet PSI	HP/Pump	Phase	Voltage	RPM
						3		3450



#### Technical Data - System

Liquid Temp Range	30°F to 200°F (-1°C to 120°C)
Power Supply	3- 208-230/460/575
Ambient Temperature Limits	Maximum 104°F
Header Connection	2½" NPT
Max Inlet Pressure	145 PSI
Max System Pressure	250 PSI
Motor Options	TEFC Standard

#### Technical Data - Panel

Enclosure	NEMA 12
User Interface	3 color touch screen
Frequency Converter (VFD)	FC 202
CPU	24v
Pressure Transducer	4-20 mA Stainless Steel ¼" NPT

#### Materials of Construction

Pump Volute	Stainless steel AISI 304 (1.4301)
Impeller	Stainless steel AISI 304 (1.4301)
Shaft	Stainless steel AISI 304 (1.4301)
Header	Stainless steel AISI 316 (1.4404)
Elastomers	EPDM
Mechanical Seal	Carbon/Tungsten Carbide, SiC/Carbon
Bearing	Tungsten Carbide/Ceramic
System Base	Steel
Vibration Isolators	Neoprene, height adjustable

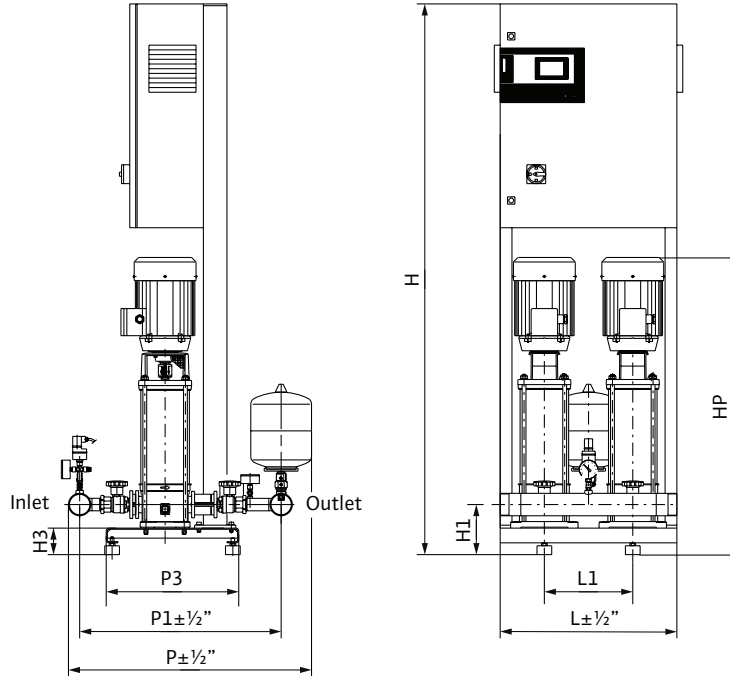
Approval Stamp

# Submittal Data Sheet

## COR MVI - Pressure Boosting Systems



### Wilco COR-2 MVI-50



#### Dimensions and Weights

#### TEFC Motor Data

Model	Dimensions-inches (mm)										Weight lbs (kg)	TEFC Motor Data			
	H	H <sub>1</sub>	H <sub>3</sub>	H <sub>p</sub>	L	L <sub>1</sub>	P	P <sub>1</sub>	P <sub>3</sub>	P <sub>2</sub> [HP]		Phase [~]	Voltage [V]	FLA (per pump) [A]	
<b>COR-2 MVI-50-02</b>	70 (1778)	7 <sup>1</sup> / <sub>16</sub> (180)	3 <sup>9</sup> / <sub>16</sub> (90)	34 (864)	23 <sup>1</sup> / <sub>2</sub> (597)	11 <sup>3</sup> / <sub>4</sub> (298)	38 (965)	31 (787)	17 <sup>5</sup> / <sub>8</sub> (448)	227 (103)	2	3	208/230/460/575	6.2-5.8/2.9/2.2	
<b>COR-2 MVI-50-03</b>	70 (1778)	7 <sup>1</sup> / <sub>16</sub> (180)	3 <sup>9</sup> / <sub>16</sub> (90)	35 (889)	23 <sup>1</sup> / <sub>2</sub> (597)	11 <sup>3</sup> / <sub>4</sub> (298)	38 (965)	31 (787)	17 <sup>5</sup> / <sub>8</sub> (448)	230 (104)	3	3	208/230/460/575	8.1-7.6/3.8/3	
<b>COR-2 MVI-50-04</b>	70 (1778)	7 <sup>1</sup> / <sub>16</sub> (180)	3 <sup>9</sup> / <sub>16</sub> (90)	37 (940)	23 <sup>1</sup> / <sub>2</sub> (597)	11 <sup>3</sup> / <sub>4</sub> (298)	38 (965)	31 (787)	17 <sup>5</sup> / <sub>8</sub> (448)	260 (118)	5	3	208/230/460/575	13.2-12/6/4.8	
<b>COR-2 MVI-50-05</b>	70 (1778)	7 <sup>1</sup> / <sub>16</sub> (180)	3 <sup>9</sup> / <sub>16</sub> (90)	41 (1041)	23 <sup>1</sup> / <sub>2</sub> (597)	11 <sup>3</sup> / <sub>4</sub> (298)	38 (965)	31 (787)	17 <sup>5</sup> / <sub>8</sub> (448)	265 (120)	5	3	208/230/460/575	13.2-12/6/4.8	
<b>COR-2 MVI-50-06</b>	70 (1778)	7 <sup>1</sup> / <sub>16</sub> (180)	3 <sup>9</sup> / <sub>16</sub> (90)	41 (1041)	23 <sup>1</sup> / <sub>2</sub> (597)	11 <sup>3</sup> / <sub>4</sub> (298)	38 (965)	31 (787)	17 <sup>5</sup> / <sub>8</sub> (448)	270 (222)	7 <sup>1</sup> / <sub>2</sub>	3	208/230/460/575	19-17.2/8.6/7	
<b>COR-2 MVI-50-07</b>	70 (1778)	7 <sup>1</sup> / <sub>16</sub> (180)	3 <sup>9</sup> / <sub>16</sub> (90)	44 (1118)	23 <sup>1</sup> / <sub>2</sub> (597)	11 <sup>3</sup> / <sub>4</sub> (298)	38 (965)	31 (787)	17 <sup>5</sup> / <sub>8</sub> (448)	275 (125)	7 <sup>1</sup> / <sub>2</sub>	3	208/230/460/575	19-17.2/8.6/7	
<b>COR-2 MVI-50-08</b>	70 (1778)	7 <sup>1</sup> / <sub>16</sub> (180)	3 <sup>9</sup> / <sub>16</sub> (90)	46 (1168)	23 <sup>1</sup> / <sub>2</sub> (597)	11 <sup>3</sup> / <sub>4</sub> (298)	38 (965)	31 (787)	17 <sup>5</sup> / <sub>8</sub> (448)	280 (127)	7 <sup>1</sup> / <sub>2</sub>	3	208/230/460/575	19-17.2/8.6/7	
<b>COR-2 MVI-50-10</b>	70 (1778)	7 <sup>1</sup> / <sub>16</sub> (180)	3 <sup>9</sup> / <sub>16</sub> (90)	47 (1194)	23 <sup>1</sup> / <sub>2</sub> (597)	11 <sup>3</sup> / <sub>4</sub> (298)	38 (965)	31 (787)	17 <sup>5</sup> / <sub>8</sub> (448)	285 (129)	10	3	208/230/460/575	26.2-23.8/11.9/9.2	
<b>COR-2 MVI-50-11</b>	70 (1778)	7 <sup>1</sup> / <sub>16</sub> (180)	3 <sup>9</sup> / <sub>16</sub> (90)	49 (1245)	23 <sup>1</sup> / <sub>2</sub> (597)	11 <sup>3</sup> / <sub>4</sub> (298)	38 (965)	31 (787)	17 <sup>5</sup> / <sub>8</sub> (448)	320 (145)	10	3	208/230/460/575	26.2-23.8/11.9/9.2	

WILO USA LLC

Tel: (888) 945-6872 Web: [www.wilo-usa.com](http://www.wilo-usa.com)  
 Fax: (888) 945-6873 Email: [info@wilo-usa.com](mailto:info@wilo-usa.com)

WILO Canada Inc.

Tel: (866) 945-6236 Web: [www.wilo-canada.com](http://www.wilo-canada.com)  
 Fax: (403) 277-9456 Email: [info@wilo-canada.com](mailto:info@wilo-canada.com)

WILO Mexico

Tel: +52 55 5586 3209 Web: [www.wilo-mexico.com.mx](http://www.wilo-mexico.com.mx)  
 Fax: +52 1 55 5413 4165 Email: [info@wilo.com.mx](mailto:info@wilo.com.mx)